

LABORATORIES




LABORATORIES

Name: Basic Simulation Lab	Area Sqm 66	 A wide-angle photograph of a large computer laboratory. The room is filled with rows of computer workstations, each consisting of a monitor, keyboard, and mouse on a desk. The desks are arranged in long, parallel lines. The floor is light-colored and reflective. There are several ceiling fans and fluorescent lights. A few people are visible in the background, some sitting at the desks.
-----------------------------------	----------------------------------	---

Name: Microprocessor & Microcontroller Lab	Area Sqm 66	 A photograph of a computer laboratory. The room contains several rows of computer workstations. Each workstation has a monitor, keyboard, and mouse on a desk. The desks are arranged in a grid pattern. There are many yellow plastic chairs in front of the desks. The room has white walls, a ceiling fan, and windows with blinds.
---	----------------------------------	--


Name: Digital IC Lab	Area Sqm 66	 A photograph of a computer laboratory. The room features rows of computer workstations. Each workstation includes a monitor, keyboard, and mouse on a desk. The desks are arranged in a long line. There are yellow plastic chairs in front of the desks. The room has white walls, a ceiling fan, and windows.
-----------------------------	----------------------------------	--

LABORATORIES

Name: Analog Electronics Lab	Area Sqm 66	 A photograph of an analog electronics laboratory. The room features several long wooden tables with metal legs, each equipped with a wooden stool. The tables are arranged in rows and are covered with various electronic components, including breadboards, resistors, and integrated circuits. A large window with multiple panes is visible on the right wall, providing natural light. The walls are white, and there is a small framed picture on the wall to the right of the window.
Name: Digital Communication Lab	Area Sqm 66	 A photograph of a digital communication laboratory. The room contains several long wooden tables with metal legs, each with a wooden stool. The tables are set up with various electronic equipment, including what appears to be a signal generator and a spectrum analyzer. There are also some cables and other components on the tables. A large window is visible on the left wall, and there are some posters or notices on the wall.
Name: Microwave Engineering Lab	Area Sqm 66	 A photograph of a microwave engineering laboratory. The room has several long wooden tables with metal legs, each with a wooden stool. The tables are arranged in rows and are covered with various microwave-related equipment, including waveguide components and measurement instruments. A large window is visible on the left wall, and there are some posters or notices on the wall. The room also has a ceiling fan and a door in the background.




LABORATORIES

Name: Linear IC Lab	Area Sqm 66	
----------------------------	---------------------------------	--

Name: Digital System Design Lab	Area Sqm 66	
--	---------------------------------	---

Name: Analog & Digital Electronics Lab	Area Sqm 66	
---	---------------------------------	--

LABORATORIES


<p>Name: Electronic Devices & Circuits Lab</p>	<p>Area Sqm 66</p>	 A photograph of an electronic devices and circuits laboratory. The room features several long wooden tables with metal frames. On the tables, there are various electronic components, breadboards, and tools. The walls are white, and there are shelves with more components and equipment. The floor is polished and reflects the overhead lights.
<p>Name: VLSI & ECAD Lab</p>	<p>Area Sqm 66</p>	 A photograph of a VLSI and ECAD laboratory. The room is filled with rows of computer workstations. Each workstation consists of a desk with a computer monitor, keyboard, and mouse. The desks are arranged in a U-shape, and there are several ceiling fans. The walls are white, and there is a window on the left side.
<p>Name: Project Lab</p>	<p>Area Sqm 66</p>	 A photograph of a project laboratory. The room has a white wall with a large mural. The mural features a lightbulb with a lightning bolt inside, surrounded by the words "STRATEGY", "TEAM", "BENEFIT", "IDEAS", "SPIRIT", and "SUCCESS". There are also various icons and symbols, including a robot, a gear, and a lightbulb. Several people are sitting on the floor in front of the mural, and there are some bags and equipment on the floor.

LABORATORIES

Class Room

Name :Class Room	Area Sqm 66	
-------------------------	---------------------------------	--

Tutorial (UG)

Name :Tutorial Room	Area Sqm 33	
----------------------------	---------------------------------	---